



Marelli lighting




VERY HIGH BRIGHTNESS 40x40 CANOPY LED PANEL ML CLP4040

Product Code	Power	Luminous Flux	LED Qty	Voltage	Working Temp.	CRI	On & Off	Lifetime(h)	Warranty	Light Color
ML CLP 4040/60	60W	6.600Lm	9 x 7W cob chip	AC 220V/50Hz	-10°C / 50°C	>80	50.000	60.000h	2 Year	3.000 °K 4.000 °K 6.000 °K
ML CLP 4040/90	90W	9.900 Lm	13 x 7W cob chip	AC 220V/50Hz	-10°C / 50°C	>80	50.000	60.000h	2 Year	3.000 °K 4.000 °K 6.000 °K
ML CLP 4040/110	110W	12.100 Lm	16 x 7W cob chip	AC 220V/50Hz	-10°C / 50°C	>80	50.000	60.000h	2 Year	3.000 °K 4.000 °K 6.000 °K
ML CLP 4040/120	120W	13.200 Lm	17 x 7W cob chip	AC 220V/50Hz	-10°C / 50°C	>80	50.000	60.000h	2 Year	3.000 °K 4.000 °K 6.000 °K



PLAFONIERA AD ALTA LUMINOSITA' 40 x 40 CANOPY LED PANEL

ML CLP4040



corpo: In alluminio con dissipatore incorporato
Diffusore: vetro satinato antiabbagliamento sp. 4mm temperato resistente agli shock termici e agli urti (UNI-EN 12150-1 : 2001)

LED: cob chip con alta resistenza alla temperatura e ai raggi UV. Sezionatore di serie e connettore rapido IP67 per il collegamento elettrico.

Dispositivo automatico di controllo della temperatura all'interno dell'apparecchio con ripristino automatico.

Protezione contro gli impulsi conforme alla EN 61547.

Equipaggiamento: Valvola anticondensa per il ricircolo dell'aria.
Dissipatore: Il sistema di dissipazione del calore è appositamente studiato e realizzato per permettere il funzionamento dei LED con temperature inferiori ai 50° (Tj = 85°) garantendo ottime prestazioni, rendimento ed un' elevata durata di vita.

A richiesta è possibile installare, a bordo dell'apparecchio, un sistema di controllo per la rete gestione con linea dimming 1-10V per la ricezione e trasmissione dati.

Oppure un sistema stand alone con riduzione del flusso comandato da un sensore ottico della luminosità ambiente.

NORMATIVA: Prodotti in conformità alle vigenti norme EN60598-1 CEI 34-21, sono protette con il grado IP66IK08 secondo le EN 60529

LED: Fattore di potenza: $\geq 0,9$

Tecnologia LED di ultima generazione Ta-30+40°C vita utile 80.000h

al 70% L70B20.

Classificazione rischio fotobiologico: Gruppo di rischio esente secondo le EN62471.





The new generation of **MARELLI Lighting ML CLP4040 LED CANOPY PANEL** is designed to efficiently illuminate walkways, area, and general lighting applications. The **ML CLP4040** Canopy Panel features an advanced LED optical system that provides high uniformity, excellent light distribution, reduced on-site glare and effective security light levels

It is available with 60W - 90W – 110W – 120W and is optimized for customers looking for an efficient and reliable LED solution to replace 50W ~ 250W Metal Halide wall mounted, site, area and general lighting applications.

Product Feature

- High lumens performance
- DLC 4.1
- Excellent waterproof performance
- Photocell, Motion sensor, and Dimmable for option

Ratings

- ETL listed, suitable for wet locations
- DLC 4.1
- IP65 rated
- Temperature rated at -40°C to 50°C
- Complies with the material restrictions of RoHS

Housing

- Die-casting Aluminum housing
- Slim architectural design incorporates an integral heat sink and light engine, ensuring maximum heat transfer, long LED life, and a reduced Effective Projected Area
- Hard glass lens IK08 rated

LED & Optical

- Philips LUXEON 3030 2D chip
- 90° beam angle
- CRI > 75
- 4000K, 5000K, 5700K for option
- Actual light efficiency: 120-130lm/w
- UGR < 21

Product Benefits

- Easy installation
- Compact size
- Bronze and Black and White finish color for options
- UV resistant, no need to worry discolor

Applications

- Wall mounted, site, area and general lighting, as well effective security light levels

Electrical

- 100-277 VAC
- System power option 60W - 90W - 110W – 120W
- System power factor is >90% and THD <20%
- Input surge Protection
- 4kV line - line - 6kV line - earth
- Photoelectric switch available for all voltages
- Dimming/Occupancy
- Wired 1-10V continuous dimming
- Motion sensor with dimming capability available
- Suitable for Class I, Division 2 Area

Mounting

- Flush wall mount with convenient tab and slot mounting for easy “J” box installation



Lumen Maintenance

- Projected L90>54,000 hours per IES TM-21
- Projected Lxx per IES TM-21 at 105°C for reference

Dimmable and Sensor

- Bi-level (1-10V) dimmable
 - User needs to open the fitting for Wiring
 - Customer needs to inquire us before ordering
- Photoelectric switch
 - Customer is free to cancel it when ordering
- Bi-level dimmable with Motion sensor
 - Customer needs to inquire us before ordering
- DALI dimming, Contact manufacturer for availability

Attention

- Inquire us if 60W – 90W – 110W – 120W model is required with dimmable, or daylight harvesting or motion sensor

Conduit holes are included for non-“J” box installation

Finish

- Corrosion resistant polyester powder paint
- Standard colors Dark Bronze
- RAL & custom colors available

Accessories

- Bi-level dimmable with Motion sensor
 - Inquire manufacture before ordering

Warranty

- 2 Years standard

Driver

- MARELLI Lighting high performance driver with 110V to 270V input range with extra voltage protection circuit, internal electronic stabilizer and output control circuit to protect LED integrity.



ML CLP4040/60

Product code	ML CLP4040/60
Rated wattage	60W
Mains voltage	100-277Vac
Operating frequency	47~63Hz
Power factor	>0.95
Power efficiency	86%
Driver	MARELLI Lighting
THD (at 230V 50Hz full load)	<20%
Optical Parameters (Ta=25°C)	
LED Chip type	Samsung 7W COB chip
Rated luminance flux	120-130lm/w
Color temperature	3000°K - 4000°K - 6.000°K
Color rendering index (Ra)	>75
Light color	Warm white, Natural white, White white
Beam angle	120°
UGR	< 21
Physical Parameters	
Dimension	L 400 * W 400 * H 100mm
Fitting Materials	Die-casting Aluminum
Optical parts	Glass lens IK08 rated
IP Rate	IP65
Fitting Color	White
Installation	Wall mount



Lighting control

1-10V dimmable	Available
Photoelectric switch	Available
DALI control	Available
Smart control (Microwave sensor)	Available

Lifespan

Maintenance of Lumens output – L70	>54,000 hours
---	---------------

Working & Storage Conditions

Working temperature	-40°C ~ 50°C
----------------------------	--------------

Certificates & standards

Certifications	ETL cETL DLC
-----------------------	--------------

Warranty

Warranty	2 years
-----------------	---------



ML CLP4040/90

Product code	ML CLP4040/90
Rated wattage	90W
Mains voltage	100-277Vac
Operating frequency	47~63Hz
Power factor	>0.95
Power efficiency	86%
Driver	MARELLI Lighting
THD (at 230V 50Hz full load)	<20%
Optical Parameters (Ta=25°C)	
LED Chip type	Samsung 7W COB chip
Rated luminance flux	120-130lm/w
Color temperature	3000°K - 4000°K - 6.000°K
Color rendering index (Ra)	>75
Light color	Warm white, Natural white, White white
Beam angle	120°
UGR	< 21
Physical Parameters	
Dimension	L 400 * W 400 * H 100mm
Fitting Materials	Die-casting Aluminum
Optical parts	Glass lens IK08 rated
IP Rate	IP65
Fitting Color	White
Installation	Wall mount



Lighting control

1-10V dimmable	Available
Photoelectric switch	Available
DALI control	Available
Smart control (Microwave sensor)	Available
Lifespan	
Maintenance of Lumens output – L70	>54,000 hours
Working & Storage Conditions	
Working temperature	-40°C ~ 50°C
Certificates & standards	
Certifications	ETL cETL DLC
Warranty	
Warranty	2 years



ML CLP4040/110

Product code	ML CLP4040/110
Rated wattage	110W
Mains voltage	100-277Vac
Operating frequency	47~63Hz
Power factor	>0.95
Power efficiency	86%
Driver	MARELLI Lighting
THD (at 230V 50Hz full load)	<20%
Optical Parameters (Ta=25°C)	
LED Chip type	Samsung 7W COB chip
Rated luminance flux	120-130lm/w
Color temperature	3000°K - 4000°K - 6.000°K
Color rendering index (Ra)	>75
Light color	Warm white, Natural white, White white
Beam angle	120°
UGR	< 21
Physical Parameters	
Dimension	L 400 * W 400 * H 100mm
Fitting Materials	Die-casting Aluminum
Optical parts	Glass lens IK08 rated
IP Rate	IP65
Fitting Color	White
Installation	Wall mount



Lighting control

1-10V dimmable	Available
Photoelectric switch	Available
DALI control	Available
Smart control (Microwave sensor)	Available

Lifespan

Maintenance of Lumens output – L70	>54,000 hours
---	---------------

Working & Storage Conditions

Working temperature	-40°C ~ 50°C
----------------------------	--------------

Certificates & standards

Certifications	ETL cETL DLC
-----------------------	--------------

Warranty

Warranty	2 years
-----------------	---------



ML CLP4040/120

Product code	ML CLP4040/120
Rated wattage	120W
Mains voltage	100-277Vac
Operating frequency	47~63Hz
Power factor	>0.95
Power efficiency	86%
Driver	MARELLI Lighting
THD (at 230V 50Hz full load)	<20%
Optical Parameters (Ta=25°C)	
LED Chip type	Samsung 7W COB chip
Rated luminance flux	120-130lm/w
Color temperature	3000°K - 4000°K - 6.000°K
Color rendering index (Ra)	>75
Light color	Warm white, Natural white, White white
Beam angle	120°
UGR	< 21
Physical Parameters	
Dimension	L 400 * W 400 * H 100mm
Fitting Materials	Die-casting Aluminum
Optical parts	Glass lens IK08 rated
IP Rate	IP65
Fitting Color	White
Installation	Wall mount



Lighting control

1-10V dimmable	Available
Photoelectric switch	Available
DALI control	Available
Smart control (Microwave sensor)	Available

Lifespan

Maintenance of Lumens output – L70	>54,000 hours
---	---------------

Working & Storage Conditions

Working temperature	-40°C ~ 50°C
----------------------------	--------------

Certificates & standards

Certifications	ETL cETL DLC
-----------------------	--------------

Warranty

Warranty	2 years
-----------------	---------